



INVESTOR PRESENTATION

December 2020





DISCLAIMER

The information contained herein has been prepared by Barwa Real Estate Company Q.P.S.C. ("**Barwa**") relying on information obtained from sources believed to be reliable but Barwa does not guarantee the accuracy or completeness of such information.

Except for statements of historical facts, information herein may contain projections or other forward-looking statements regarding future events or future financial performance of Barwa. These forward-looking statements are not guarantees or promises of future performance. The inclusion of such forward-looking statements shall not be regarded as a representation by Barwa, its management or any other person that the objectives or plans of Barwa will be achieved. Actual results and future events could differ materially from those anticipated in such forward-looking statements. Any forward-looking statement speaks only as of the date on which it is made. Risks and uncertainties arise from time to time, and it is impossible to predict these events or how they may affect Barwa or cause its actual results, performance or achievements to differ materially from any projections of future performance or results expressed or implied by such forward-looking statements. Barwa undertakes no obligation to update or revise any forward-looking statement contained herein, whether as a result of new information, future events or otherwise.

Figures are being rounded, and that rounding differences may appear throughout the presentation.

DISCUSSION SUMMARY

Barwa At A Glance

Investment Rationale

Qatar Economy

Financial Track Record

Annexure



BARWA AT A GLANCE

We are one of the leading real estate developers headquartered in Doha, Qatar. We develop and manage properties that reflect the changing needs of the people living, working and visiting the country.

Our Vision: To be a reliable Real Estate company, recognized for its strong values, excellence and sustainable returns to its stakeholders.

Our Mission: To create better places in an efficient manner for people to live, work and enjoy.

Our Values:

- Entrepreneurship
- Commitment
- Reliability
- Teamwork
- Integrity



Our expertise in developing, leasing and managing our assets, based on our understanding of the customer, drives incremental value for Barwa and our stakeholders

MAJOR CONTRIBUTOR TO QATAR'S DEVELOPMENT

3.6 mn sq. m. built-up
area under operations

Leadership in affordable
housing

Completed 8,148
residential units and
more than 37,300 labour
rooms

~ 82% Op. Revenue² is
recurring rentals

Balanced product mix
resulting in stable rental
yield

Positive Cash Profits¹
since 2014

Land Bank of 5.4 mn
sq. m. in Qatar,
80% owned

Net Debt : Equity of 46%

QAR 4.6 bn dividend
distributed in last 5 years

¹Cash profits = PAT + Depreciation + Impairments - Share of associates - FV on Invst Properties - FV of an asset - Misc Income - Property Sales
² Op. Revenue and operating Profit is excluding profit from Property sales 2018: QAR 373mn, 2019: QAR 3.3mn, 2020: QR 8.6mn

INVESTMENT RATIONALE



Investing In Barwa



BARWA REAL ESTATE– PORTFOLIO OVERVIEW



RESIDENTIAL

- 8,148 residential units & Villas

COMMERCIAL

- 264,312 sq. m. retail (shopping & restaurant)
- 68,973 sq. m. office
- 701 hotel keys
- 3,267 sq. m. operating property in the UK

INDUSTRIAL

- 445,779 sq. m. warehouses & workshops

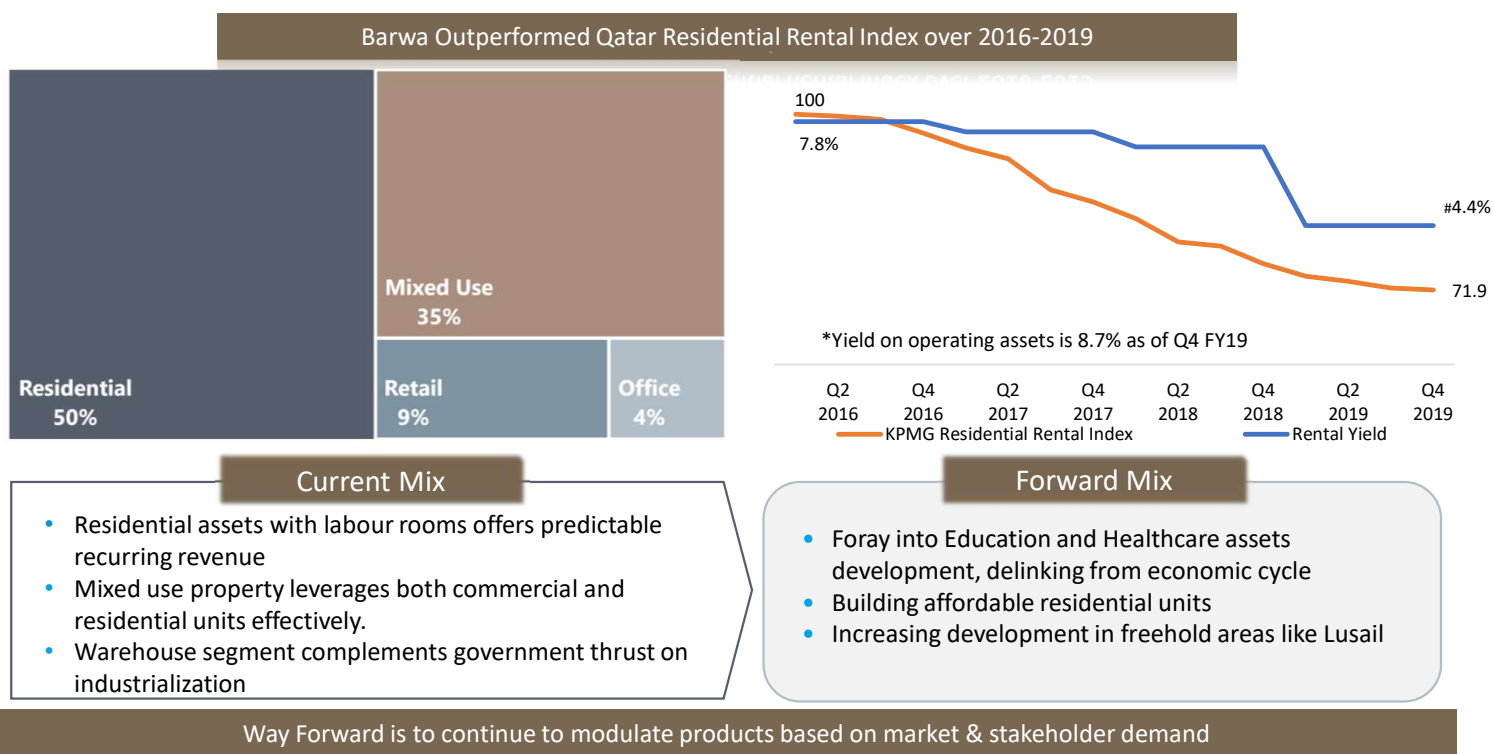
LABOUR ACCOM.

- More than 37,300 labour rooms

LAND BANK

- 5.4 million sq. m. domestic land
- 2.4 million sq. m. international land

BALANCED PORTFOLIO OF ASSETS



*Yield= Revenue/ Investment Properties (Operating Assets + Properties under development + Land bank) = at FV

#Reduction in yield for FY19 is on account of significant increase in value of investment properties, majorly attributable to increase in value of land banks.

However, the yield on operating assets is 8.7% as of Q4FY19.

Inherent Strength built over time resulted in strong Brand Preference...

Timeliness

- Proven developer and operator of a range of assets with timely delivery
- Barwa was able to conclude the construction of Madinat Al Mawater phase 1 & phase 2 projects and Barwa Village Extension projects two months ahead of schedule

Quality

- Quality control is paramount despite tight cost measures
- Routine quality checks at various stages of project life cycle
- Barwa ensures high quality of projects despite our keenness in controlling costs
- Barwa continues to pursue high quality of construction in the future projects

Cost efficiency

- Private sector mindset- cost optimization, efficiency are the key focus areas
- Barwa strives to ensure that all projects are completed at competitive construction costs without compromising on the quality.

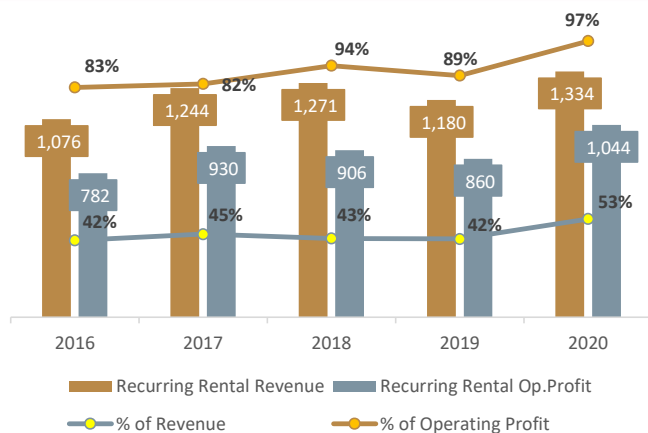
Local Expertise

- Understanding of local preferences and effectively built/enhanced private sector capabilities
- Customised delivery model to support government vision, a preferred partner for government initiatives

SIGNIFICANT RECURRING REVENUES & OPERATING PROFIT

RECURRING INCOME PROVIDES BETTER CASH FLOW VISIBILITY

QAR mn



~53%

of Total Revenues are from recurring rentals*

~97%

Operating Profit from net recurring rentals

Stable Recurring Rental Income

- ❑ 3.6 million sq. m. BUA# under operation
- ❑ Rental assets spread across residential, commercial and retail verticals
- ❑ Operating margin on recurring revenue remains stable at 66% despite challenging macro scenario
- ❑ Consistent high occupancy in residential

* Revenue and operating Profit is excluding profit from Property sales 2018: QAR 373mn, 2019: QAR 3.3mn, 2020: QR 8.6mn
Built-Up Area

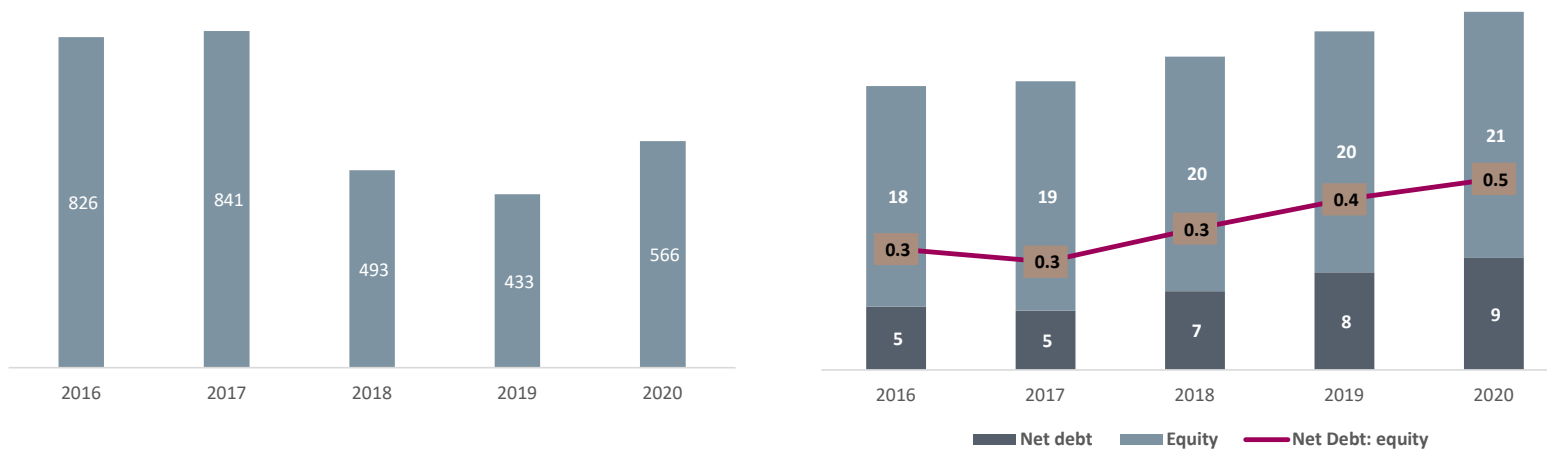
PRUDENT GEARING, SUFFICIENT ROOM FOR LEVERAGED GROWTH

Balance Sheet Strength provides an Opportunity for Leveraged Growth

*Recurring cash profits have been generated consistently, providing sufficient liquidity

Timely sale of properties have adequately supported liquidity

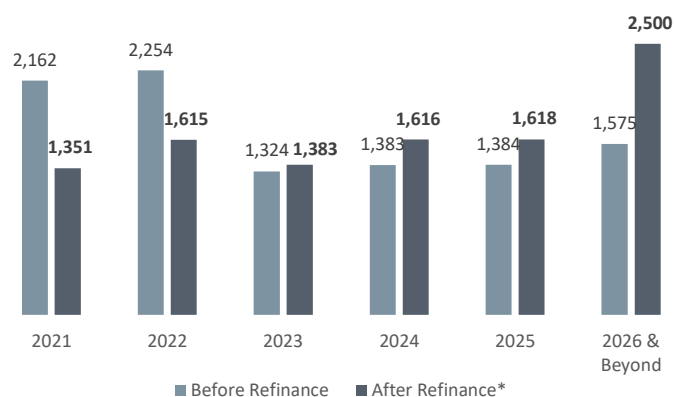
Cash Profits



Note: * Recurring Cash profits = PAT+ Depreciation+ Amortization-Share of associates- FV on Invst Properties-FV of an asset- Misc Income- Property Sales

COMFORTABLE LIQUIDITY POSITION, FOR PRUDENT CAPITAL ALLOCATION

Comfortable Debt Maturity Profile (QAR Mn)



Liquidity – QAR 2,480 mn (Dec 2020)

QAR 416 mn



Cash Equivalents

QAR 1,440 mn



Trading Properties

QAR 624 mn



Investments

QAR Million

Dec-20

Debt 10,083

Cash 746

Net Debt 9,337

Total Equity 20,513

Total Assets 33,155

Key Ratio

Dec-20

Net Debt/ Equity 0.5

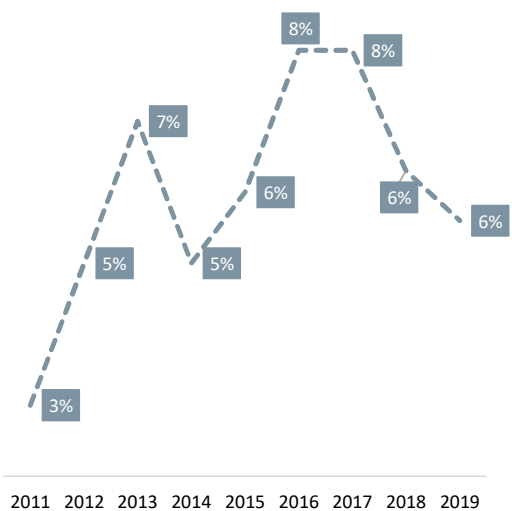
Net Debt/ Assets 0.3

Liquidity 2,480

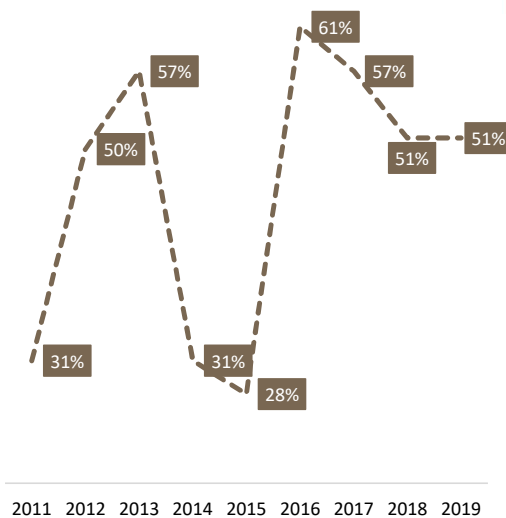
* After refinance represents the loans' portfolio repayment schedule after including the impact of the refinance deal of QR 1,925mn concluded during 2020. Barwa is currently working to refinance other facilities that are due early 2021 to positively manage the cashflow position.

OPTIMISING SHAREHOLDER VALUE

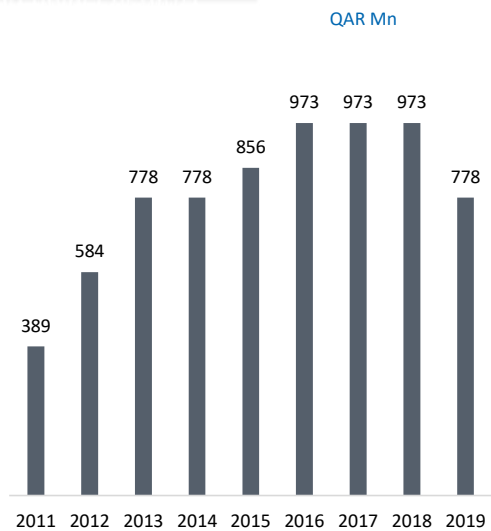
Consistency in Cash Profits, Low Leverage has given Consistent Shareholder Returns



Attractive Dividend Yield

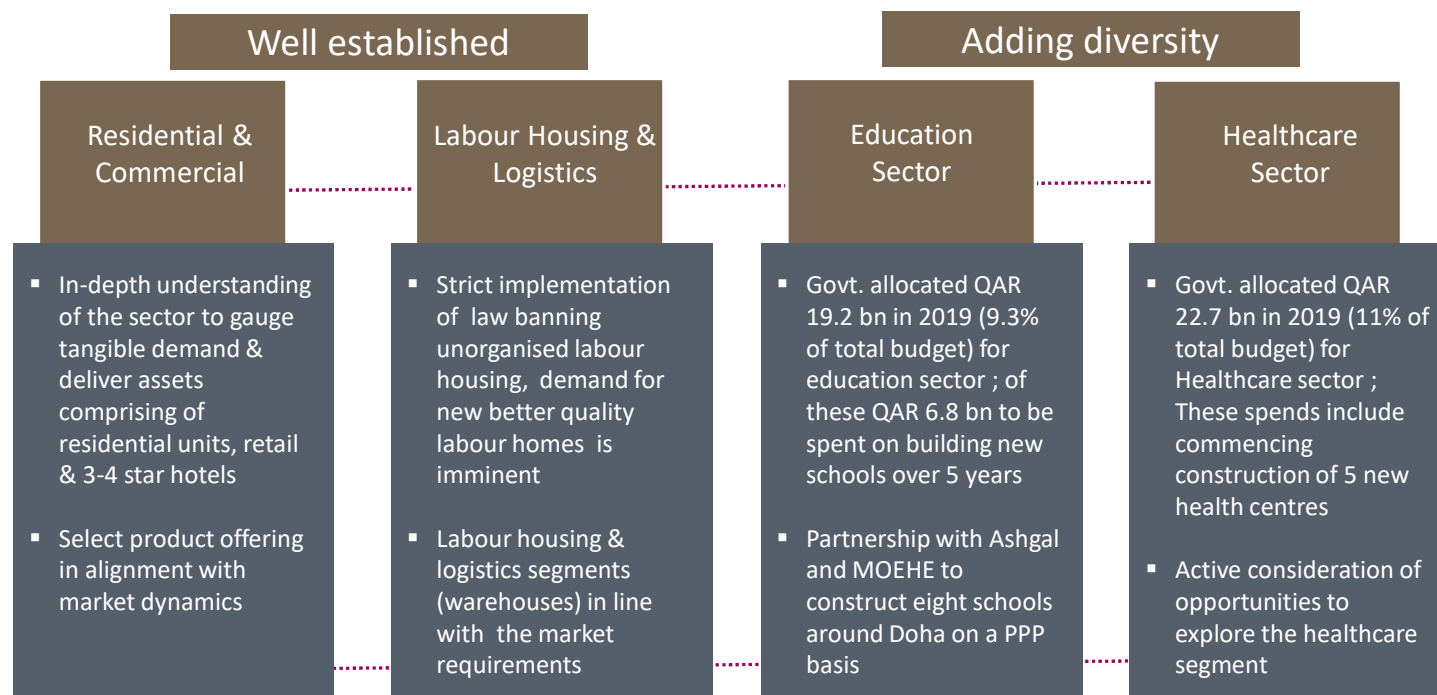


Healthy Dividend Payout Ratio



QAR 6.3 Bn Cumulative dividends declared over 2011-19

ENHANCING ASSET PORTFOLIO



PREMIUMISATION TO DRIVE SUSTAINED GROWTH & BETTER PROFITABILITY

FREE HOLD ZONES EXPANSION

2004 (3 Zones)



2019 (10 Zones)



District

West Bay (Legtaifiya)
The Pearl- Qatar
Al Khor Resort
Rawdat Al Jahaniyah
Al Qassar
Al Dafna
Onaiza
Lusail
Al Khraij
Jabal Theyleeb

- In 2004, Qatar ratified Law 17 allowing expats to purchase property in Freehold areas, which gives buyer the title to land as well as structure


- By March 2019, the number of free hold zones increased from 3 to 10

Till date there has been limited impact due to market conditions , The implementation of the 2-tier permanent residency system in Q3-2020 is expected to :

- ✓ Create more incentives for investors and owner occupiers to purchase real estate in Qatar
- ✓ Facilitate a more mature investment market, which will evolve over time
- ✓ Increase in the choice of product and price range available

Source: DTZ Research

HOW IT BENEFITS BARWA?



It creates opportunity for:

- ❑ Building more residential units like Lusail Dara A which have mid to high mid residential units built to sale (BTS) model for the developed units
- ❑ Outright sale of the land bank to investors

QATAR ECONOMY



QATAR ECONOMY – AN OVERVIEW

QATAR ECONOMY IS EXPECTED TO CONTINUE THE GROWTH MOMENTUM

AT A GLANCE

- Population – 2.78 million as of Jan 2020 (Source: Planning & Statistics Authority)
- GDP - USD 192 Billion in 2018, a growth of 15% YoY (Source: World Bank)
- GDP/Capita – USD 72,677 (ranked 7th in the world)
- Happiness Rank 29, improvement by 7 ranks since 2016 (Source: UN)
- Ease of Doing Business – 77

POISED FOR OVERALL GROWTH

- Qatar's natural gas resources are the country's main economic engine and contains approx. 14% of all known natural-gas reserves
- In recent years, Qatar has witnessed higher contribution of non Oil & Gas sectors like real estate, infrastructure, manufacturing & financial services as a part of GDP
- IMF projects 2.7% CAGR growth in Qatar's GDP from 2018-2023
- Population is expected to reach 2.83 million by 2022 as per IMF

DEMAND DRIVERS

- Permanent Residency for expats by purchasing USD 200,000 worth real estate
- FIFA 2022 is expected to provide boost to the economy in short to medium term
- National Vision 2030 lays the foundation to create an impetus for long-term all-round development

QATAR REAL ESTATE – AN OVERVIEW

Residential Sector

- Recent law amendment of expanding freehold ownership in residential sector and subsequent introduction of the 2-tier residency system to provide further incentive to foreign owners to have outright owner
- Currently facing lower demand on account of rising supply in the market

Retail Sector

- Currently witnessing a constant influx of both small and large malls in the country
- Amid competition from newly opened super regional malls, oversupply has led to reduced rentals in the sector

Commercial Sector

- Witnessing a significant expansion of Grade A commercial office space
- Addition of new office space is expected for Qatar in the next decade, most notably in Lusail's Marina District and Energy City, West Bay, and Msheireb

Healthcare Sector

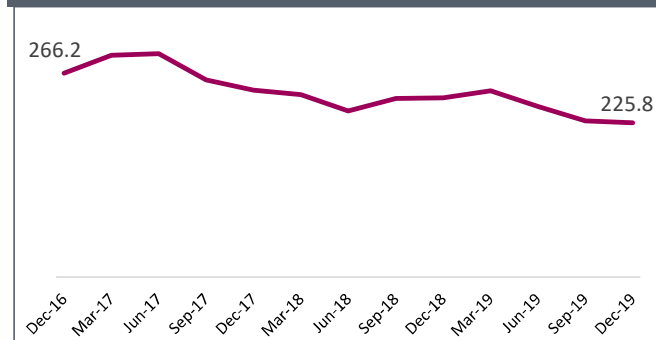
- Major projects to improve Qatar healthcare services are underway
- Major expansion projects - Hamad Medical Corporation (HMC) facilities, primary healthcare centres, emergency hospital and the establishment of new health centres over a period of five years

Education Sector

- Spending on education sector is on the Government's strategic agenda with a total outlay of QAR 19.2 billion in the budget 2019, 9.3% of the total expenditure
- Major educational projects underway in the field of engineering, medicine, law, and pharmacology of Qatar University. The fund also includes QAR 6.8 billion for launch of new schools over the next five years
- Government is considering PPP model to build schools & is floating tenders for the same

(Source: Ministry of Finance, Qatar)

QATAR REAL ESTATE INDEX



Particulars	Apartment (3 BHK) : Rent/Month (USD)	Buy Apartment Price/ Square Meter (USD)	Price to Rent Ratio	Gross Rental Yield	Mortgage Interest Rate
Doha	2,997	4,537	13.1	7.7%	4.8%
Dubai	3,112	3,520	10.8	9.3%	4.4%
Kuwait City	1,879	6,266	30.5	3.3%	5.6%
Riyadh	790	1,322	13.7	7.3%	4.2%
Muscat	1,220	2,739	18.9	5.3%	4.9%
Manama	1,708	2,913	14.4	7.0%	6.5%

(Source: Numbeo)

DEMAND DRIVERS



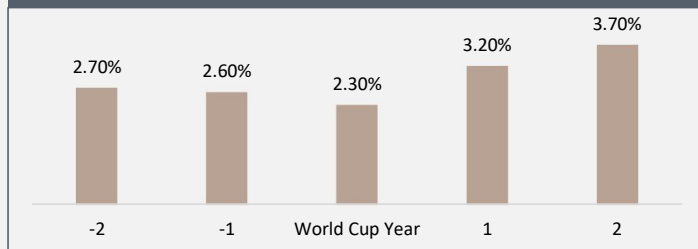
FIFA 2022

Qatar's successful bid for the World Cup has had a multi-fold positive impact on Qatar's Economy by acting as a catalyst to accelerate various projects envisaged by the government in area of :

- Infrastructure and utilities segments
- Real Estate
- Tourism
- Hospitality Sector

The "Host" Effect of World Cup

AVERAGE GDP GROWTH IN WC HOST COUNTRY (1954-2014)



Source: IMF, Credit Suisse estimates



Qatar National Vision 2030

4 PILLARS OF DEVELOPMENT



Human Development: Development of all its people to enable them to sustain a prosperous society



Social Development: Development of a just and caring society based on high moral standards, and capable of playing a significant role in global partnerships for development



Economic Development: Development of a competitive and diversified economy capable of meeting the needs of, and securing a high standard of living for, all its people both for the present and for the future



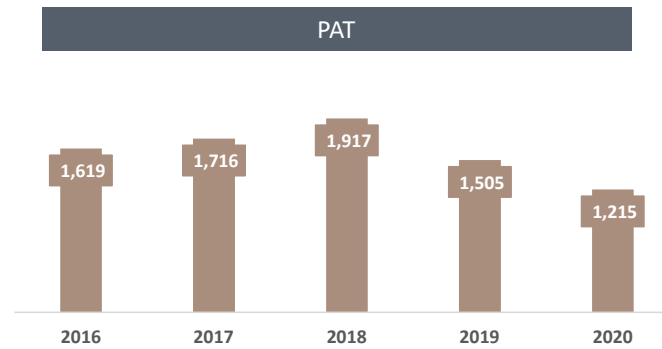
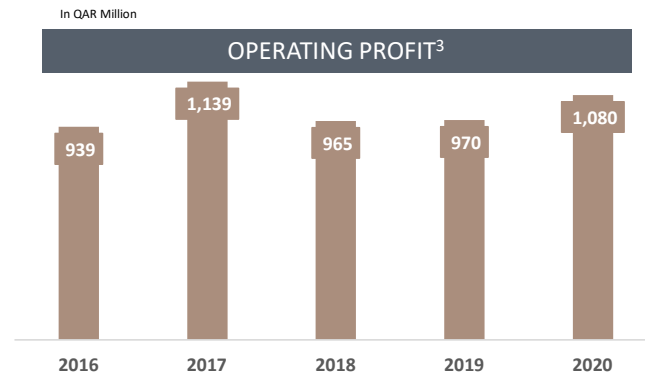
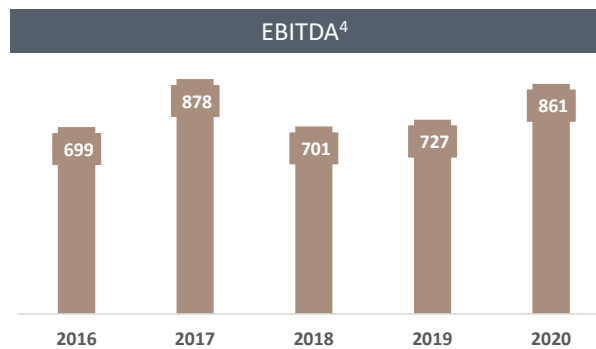
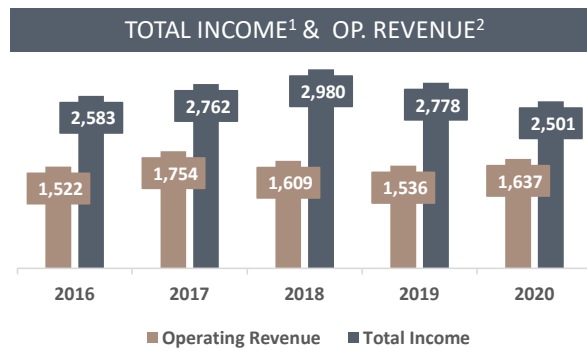
Environmental Development: Management of the environment such that there is harmony between economic growth, social development and environmental protection

FINANCIAL TRACK RECORD



FINANCIAL OVERVIEW

(for the year ended 31 Dec)



- 1). Total Income= Op. Revenue+Finance Lease Inc+ Property sales+ Share of results of Associates + FV gain/loss on Invst Properties + Gain/loss on FV of an asset + Misc. Income
- 2) Operating Income = Rental income + Income from consultancy and other services
- 3) Operating Profit = Operating Revenue – Operating Expenses
- 4) EBITDA= Operating profit - G&A Costs

YTD 2020 KEY HIGHLIGHTS

82% op. revenue is from recurring rentals

Operating Revenue QAR 1,637 mn

Operating Profit QAR 1,080 mn

Operating Margin 66%

97% of Operating Profits from net recurring rental

Net Debt at QAR 9.34 bn

Liquidity – QAR 2.48 bn

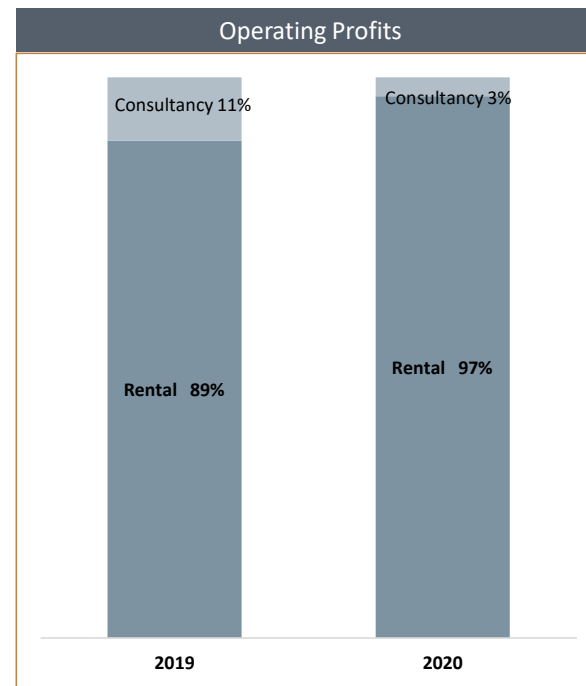
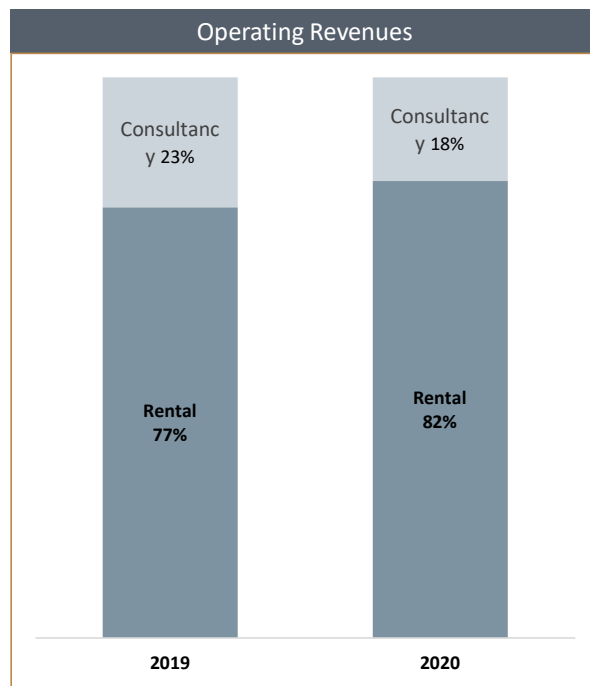
Leasing started at Al Khor Rec Ext

Distributed a 20% cash dividend for 2019, achieving a 5.6% dividend yield

YTD 2020 KEY HIGHLIGHTS

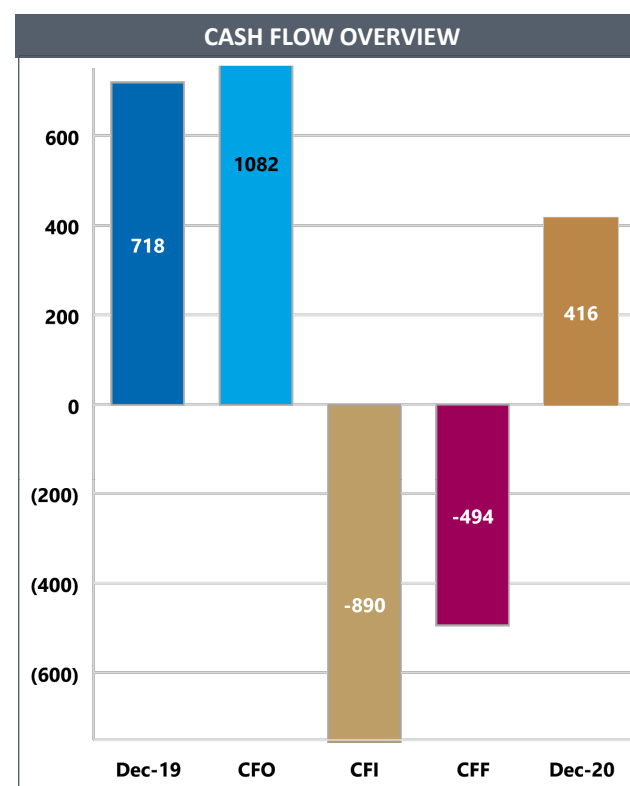
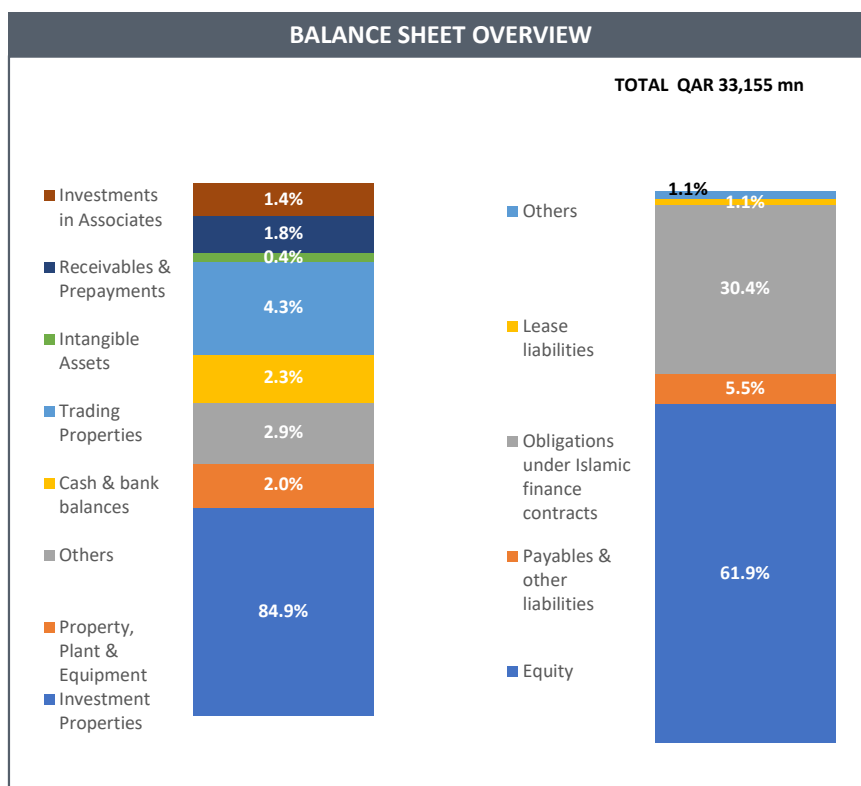
Key financial indicators	2020	2019	% Change
Operating Revenue	1,637	1,536	7%
Operating Profits	1,080	970	11%
Operating Profits Margin	66%	63%	4%
EBITDA	1,599	1,874	-15%
Depreciation & Amortization	(57)	(46)	19%
EBIT	1,542	1,828	-19%
Finance Cost (Net)	(300)	(308)	3%
PBT	1,242	1,520	-18%
PAT	1,215	1,505	-19%

YTD 2020 vs 2019 KEY HIGHLIGHTS



BALANCE SHEET & CASH FLOW OVERVIEW

As at 31 Dec 2020





UPCOMING PROJECT OPPORTUNITIES

Barwa Real Estate Group is conducting feasibility studies and design enhancements for several land banks in order to ensure their best use and derive attractive returns, including:

- Lusail North land development
- Medical City
- Al Khor Community
- Energy City
- Barwa City Phase 3
- Manateq Extension (Umm Shahrain Extension)

Barwa Real Estate Group is also evaluating and participating in several tenders offered by Public Works Authority (PWA) for Public Private Partnership (PPP), including:

- Car Park – Doha & West Bay
- Heavy Machinery Truck Park
- Schools Development program, Package 2
- Schools Development program, Package 3
- Schools Development program, Package 4
- Public Health Care centers
- Hamad Medical Corporation Administration building

PROJECT UNDER CONSTRUCTION

Barwa Real Estate Group has recently signed agreements and commenced construction on 2 new projects in Al Wakra in line with the Group's initiative to achieve Qatar's National Vision 2030 to improve the living conditions of all groups in society. These are the Barahat Al Janoub (labor accommodation) project, for around 67,000 workers, and the Madinatna (integrated families housing) project, which has more than 6,700 apartments.

The Group has also commenced construction on the Qatar Schools PPP Development program – Package 1, which comprises of 8 schools in different locations around Qatar. This Public Private Partnership endeavor is the first of its kind in the State of Qatar and an investment opportunity which brings sustainable long term returns for the Group and its shareholders.

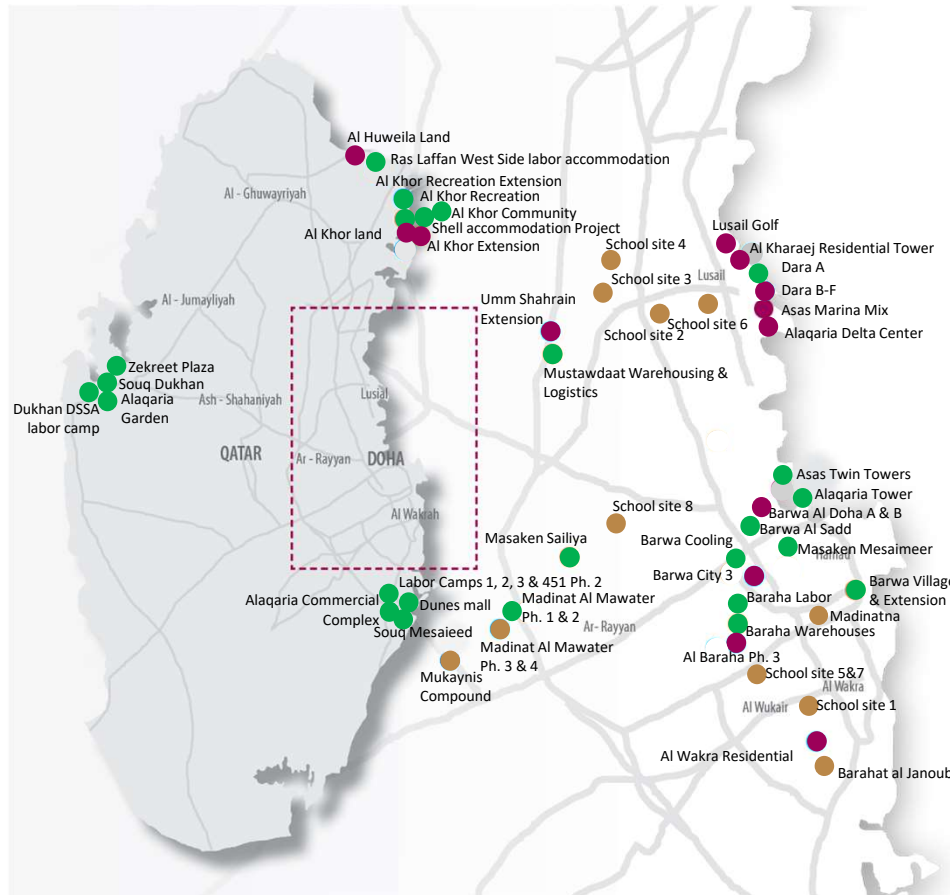
The list of Projects currently under Construction is as follows:

- Madinat Al Mawater – Phase 3
- Mukaynis Compound – Affordable Housing
- Qatar Schools PPP Development program – Package 1
- Barahat Al Janoub (labour accommodation)
- Madinatna (families housing)

ANNEXURE



GEOGRAPHICAL DISTRIBUTION OF PROJECTS



In-Progress

- Mukaynis Compound
- Madinat Al Mawater Phase 3 & 4
- Qatar Schools Package I (Schools 1 to 8)
- Madinatna
- Barahat Al Janoub

LAND BANK

- Al Wakra Residential
- Barwa Al Doha-A & B
- Dara B-F
- Lusail Golf
- Umm Shahrain Extension
- Barwa City 3
- Barwa Al Baraha Ph 3
- Assas Marina Mix
- Al Kharaej Residential Tower
- Alaqaria Delta Center
- Al Khor land
- Al Khor Extension
- Al Huwaila land

OPERATIONAL

RESIDENTIAL PORTFOLIO

Name of Project	Residential (Units)	Nature of Project
Al Khor Community	3,171	Residential
Labor Camp 3*	982	Labor accommodation
Ras Laffan Accommodation-West Side*	688	Labor accommodation
Labor Camp 2*	662	Labor accommodation
Porta cabins 451 Phase 2*	493	Labor accommodation
Labor Camp 1*	329	Labor accommodation
Asas Towers	320	Residential
Dukhan DSSA Labor Camp*	250	Labor accommodation
Alaqaria Garden - Dukhan	48	Residential
Dara A	271	Residential

* Labour Rooms

MIXED USE PORTFOLIO (1/2)

Name of Project	Nature of Project	Residential/Labour (Units)	Retail ('000 sq. m.)	Office ('000 sq. m.)	Hotel (Keys)	Warehouse ('000 sq. m.)
Baraha Warehouses and Workshop	Industrial	-	-	-	-	184.8
Barwa Al Sadd	Mix Use	261	4.2	41.8	232	-
Barwa Village	Mix Use	457	106.2	-	-	-
Masaken Meaismeer	Mix Use	992	2.0	-	-	-
Masaken Al Sailya	Mix Use	992	2.2	-	-	-
Barwa Al Baraha*	Mix Use	8,576	3.3	-	-	-
Al Khor Shell	Mix Use	350	1.4	-	-	-
Madinat Al Mawater (Phase 1)	Mix Use	176	40.4	-	-	-
Madinat Al Mawater (Phase 2)	Mix Use	176	40.4	-	-	1.5
Manateq Um Shahrain Warhouses	Mix Use	72	1.7	0.5	-	259.5

* Labour Rooms

MIXED USE PORTFOLIO (2/2)

Name of Project	Nature of Project	Residential (Units)	Retail ('000 sq. m.)	Office ('000 sq. m.)
Barwa Village Expansion	Mix Use	177	10.7	-
(Mukaynis Compound) * Salwa Affordable Housing Development	Mix Use	25,360	13.3	5.4
Souq Mesaieed	Mix Use	138	12.3	7.1
Old Salata Building	Mix Use	-	0.9	11.6
Dukhan Commercial Complex	Mix Use	31	1.7	0.2
Souq Dukhan	Mix Use	-	3.7	1.0
Mesaieed Commercial Center	Mix Use	-	7.7	1.4
Al Khor Recreation	Retail	-	1.4	-
ASAS : Commercial Units	Retail	-	1.1	-
Alaqaria Commercial Complex	Retail	-	1.3	-
Al Khor Recreation Extension	Mix Use	516	7.9	-

* Labour Rooms

INTERNATIONAL PORTFOLIO

Name of Project	Nature of Project	Office ('000 sq. m.)
Cavendish	Office	1.0
North Row	Office	2.2

PROJECT STATUS (1/2)



MADINAT AL MAWATER – PHASE 3

Land Area (sq. m.)	339,716
BUA (sq. m.)	165,631
Construction Start Date	Aug - 19
Construction End Date	Dec-21



MUKAYNIS COMPOUND – SALWA

Land Area (sq. m.)	1,179,114
BUA (sq. m.)	735,091
Construction Start Date	Dec-17
Construction End Date	Jun-21



SCHOOLS PACKAGE 1 (PPP) (8 schools)

Total land area for 8 schools (sq. m.)	228,349
Total BUA for 8 schools (sq. m.)	106,999
Construction Start Date	Sep-20
Construction End Date	Jun-22

PROJECT STATUS (2/2)



BARAHAT AL JANOUB

Land Area (sq. m.)	773,457
BUA (sq. m.)	754,673
Construction Start Date	Aug-20
Construction End Date	Apr-22



MADINATNA

Land Area (sq. m.)	1,141,689
BUA (sq. m.)	1,035,555
Construction Start Date	Aug-20
Construction End Date	Apr-22

DOMESTIC LAND BANK

Owned	Area ('000 sq. m.)
Lusail (Golf)	3,476
Baraha 3	523
Dara B-F	130
Al Khor Zone 7	54
Barwa Al Doha	48
Alaqaria Delta Center	38
Lehwaila Beach Club	28
Asas Marina Tower	28
Alaqaria South Gate	28
Al-Kharaej Residential Tower	4
QPM land	4
Leased	Area ('000 sq. m.)
Barwa City Phase 3	330
Mawater Phase 4	266
Al-Khor Zone	405
Umm Shahrain Extension	59

INTERNATIONAL LAND BANK

Land*	Area ('000 sq. m.)	Country
Bahrain Bay	12.5	Bahrain
Cyprus Land	54.7	Cyprus
Marrakech*	9.6	Morocco
Fez *	3.1	Morocco
Astrakhan - Russia	150.0	Russia
Riyadh Land Development	2,216.1	Saudi Arabia
Total	2,446	

*Includes pre-existing structures



Investor Relation Team

Contact : +974 44088785

Email : Barwa.Investor@barwa.com.qa